

# Grow triathlon globally, Leave legacy locally

WORLD TRIATHLON NATIONAL FEDERATION REPORT 2019



Be your extraordinary



# Contents

Preface	3
About the World Triathlon National Federation Survey	4
Indicators	5
National Federations Participation	6
Participation	7
Improvements	8
Data collection methods	9
National Federation Groups	10

Global and continental group distribution of National Federations	12
Geographical distribution of National Federation groups	13
Next steps	15
List of the National Federations by groups by continents	16
Continental and world profiles	21
Contact	22



# Preface

Dear triathlon family

Welcome to the 2019 World Triathlon NF Survey Report, our third annual opportunity to observe the current global triathlon landscape, analyze the latest trends and plan our forthcoming development projects. Thanks to a new, more user-friendly online survey tool, we have been able to collect more data from more of our members than ever before.

The report's facts and figures give us a superb insight into the current collective health of World Triathlon's member National Federations, but just as importantly, it is also the culmination of a huge amount of individual communication between our NFs and the National Federation Services & Development Department. In all, 153 of our members submitted their 2019 surveys, or 89% of all World Triathlon NFs, our highest participation to date. Thank you to all those who took the time and I hope we can find a way for those who were unable to take

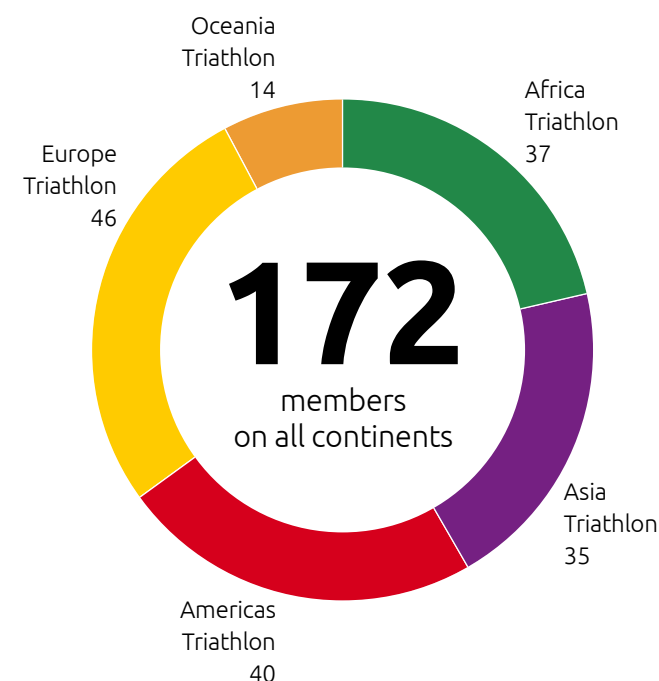
part to do so in 2021 and help us to get that number even closer to 100%.

The 2019 survey included two new KPIs, Safeguarding and Sustainability, that are incredibly important for the health of our sport and that we must ensure are prioritized across our membership and in everything we do. These are exciting times for triathlon, and the latest NF Survey Report provides another timely indicator of exactly where and how we can focus our programs to the benefit of the entire World Triathlon family.

Yours in Sport



Marisol Casado  
World Triathlon President



# About the World Triathlon National Federation Survey

How do we all benefit from the National Federation Survey?



# Indicators

**87** (57.2%) survey-based and further

**65** (42.8%) historical indicators in

**8** main areas:

- Administration, Management & Governance
- Gender Equity
- Anti-Doping
- Development
- Athletes
- Coaches
- Technical Officials & Events
- Marketing, Media, Communication

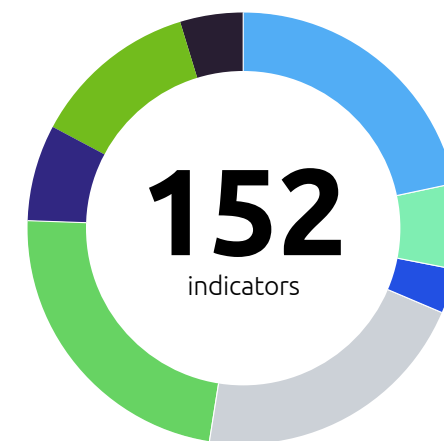
The 8 main areas represent the following weights out of the 152 indicators in total:

Area	Number of indicators	Relative weight of indicators	
Administration, Management & Governance	33	21.71%	
Gender Equity	10	6.58%	
Anti-Doping	5	3.29%	
Development <sup>1</sup>	32	21.05%	
Athletes <sup>2</sup>	35	23.03%	
Coaches	11	7.24%	
Technical Officials & Events	19	12.50%	
Marketing, Media, Communication	7	4.60%	
<b>TOTAL</b>	<b>152</b> ▲ 2 <sup>3</sup>	<b>100%</b>	

<sup>1</sup> Youth, Junior and U23 athlete data is included under Development.

<sup>2</sup> Elite and Age Group athlete data is included under Athletes.

<sup>3</sup> Two new KPIs are Sustainability and Safeguarding.








# National Federations Participation

With the addition of American Samoa, World Triathlon has 172 affiliated National Federations on the five continents in 2019.

In case of Europe Triathlon, Gibraltar and Andorra are special NFs as they are not affiliated to their Continental Confederation.

The following National Federations submitted their survey for the first time ever:

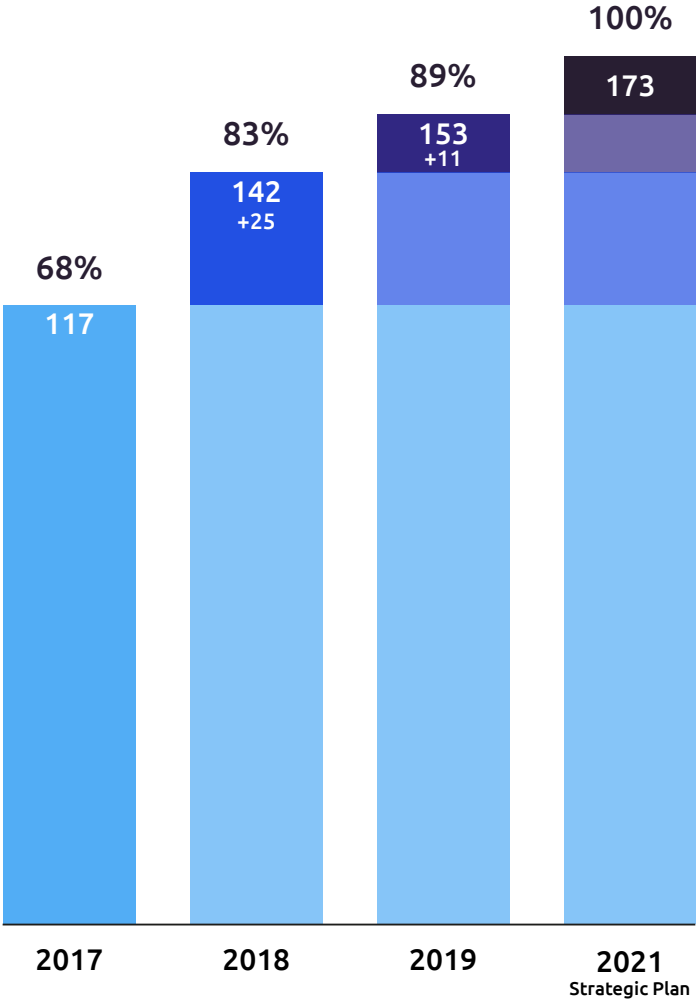
- Algeria (Africa Triathlon)
- American Samoa (Oceania Triathlon)
- Andorra
- Democratic Republic of the Congo (Africa Triathlon)
- Oman (Asia Triathlon)
- Iraq (Asia Triathlon)
- Palau (Oceania Triathlon)
- Sierra Leone (Africa Triathlon)
- Gambia (Africa Triathlon)
- Uganda (Africa Triathlon)
- Tanzania (Africa Triathlon)

Continental Confederation	Number of NFs	Number of participants		Relative Participation
 Asia Triathlon	35 <sup>1</sup>	32	▲ 1	91.43%
 Africa Triathlon	37	30	▲ 6	81.08%
 Europe Triathlon	46 <sup>2</sup>	45	▲ 1	97.83%
 Oceania Triathlon	14	12	▲ 2	85.71%
 Americas Triathlon	40	34	▼ 2	85%
<b>TOTAL</b>	<b>172</b>	<b>153</b>	<b>▲ 8</b>	<b>88,95 %</b>

<sup>1</sup> Myanmar (did not participate) and Pakistan (did not participate) are suspended by World Triathlon.

<sup>2</sup> Gibraltar and Andorra are not affiliated to ETU.

# Participation



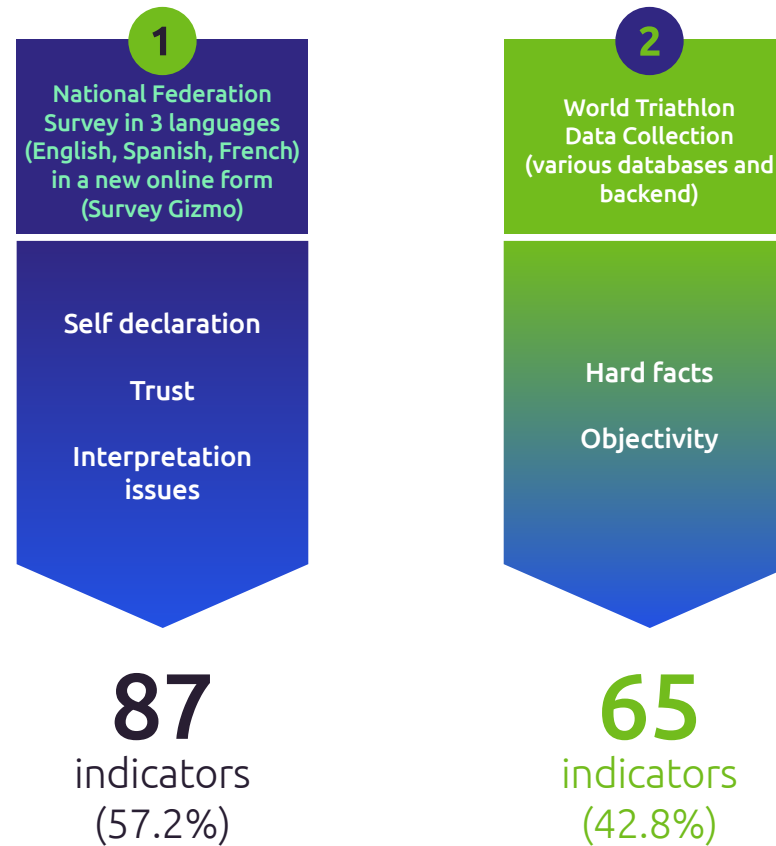
# Improvements

## Improvements in 2019 World Triathlon National Federation Survey in comparison to previous years.

- Survey mainly in **online format**, using a new, easy-to-use engine with pre-filled basic NF data.
- By completing the 2019 National Federation Survey, NFs can fulfil the World Triathlon constitutional requirement of **Annual Reporting** as part of their in-good-standing criteria.
- Introduction of **two new KPIs**:
  - Sustainability
  - Safeguarding
- Increasing the number (and therefore the weight) of **historical data** to **reinforce the objectivity** and accountability of the scoring system,
- Two of the five mandatory KPIs for Group 5 recognition are also updated:
  - minimum 25% female participation in the Executive Board (was 20% previously)
  - having qualified for the latest Paralympic Games
- In addition to the **five mandatory KPIs for Group 5** recognition (introduced in 2018), we have started to set up minimum requirements for all groups as part of the National Federation Development Pathway introduction in the near future.
- Separating the most populated Group 3 into **3B and 3A**.
- Updated and more detailed National Federation Assessment Report based on the survey results of 2017, 2018, 2019.
- Defining **Group 0** for non-affiliated, outdated affiliated or non-active National Federations aiming at better understanding of the status of these National Federations in order to draw an action plan for them.








# Data collection methods



# National Federation Groups

NF Group	Description
0	Non-affiliated or outdated affiliation or non-active National Federation.
1	Established National Federation.
2	Established and functioning National Federation with a long-term Strategic Plan, <b>hosting a triathlon or multisport National Championships at least every second year.</b>
3	B Well-established and functioning NF with <b>Grassroots Development, Youth Continental Event participation and hosting triathlon and multisport National Championships on an annual basis.</b>
	A Well established and functioning NFs with <b>Development Programs, Youth, Junior and U23 Continental Event participation and hosting various triathlon, multisport and team relay National Championships.</b>
4	Developed NF, <b>Structured Education Program, Continental Class Athletes in all ages and hosting a Paratriathlon National Championships.</b>
5	Developed with <b>High Performance Programmes, World Class Athletes, World Triathlon Accredited Education Systems, High Gender Equity, World Triathlon Sanctioned Event Hosting.</b>

Continental Confederation	Group 0		Group 1		Group 2		Group 3				Group 4		Group 5	
							B		A					
 Asia Triathlon	0	0%	3	8.57%	3	8.57%	11	31.43%	13	37.14%	5	14.29%	0	0%
 Africa Triathlon	7	18.92%	0	0%	8	21.62%	11	29.73%	10	27.03%	1	2.70%	0	0%
 Europe Triathlon	1	2.17%	0	0%	4	8.69%	8	17.39%	16	34.78%	15	32.61%	2	4.35%
 Oceania Triathlon	1	7.14%	1	7.14%	7	50%	3	21.43%	0	0%	1	7.14%	1	7.14%
 Americas Triathlon	4	10%	2	5%	10	25%	7	17.50%	11	27.5%	5	12.50%	1	2.50%
TOTAL / AVERAGE % 2019	13	7.56%	6	3.49%	32	18.6%	40	23.26%	50	29.07%	27	15.7%	4	2.33%
TOTAL / AVERAGE % 2018			24	14.03%	43	25.15%	74 43.27 %				25	14.62%	5	2.92%

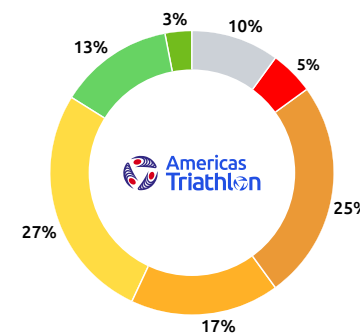
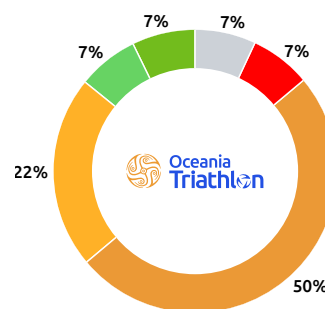
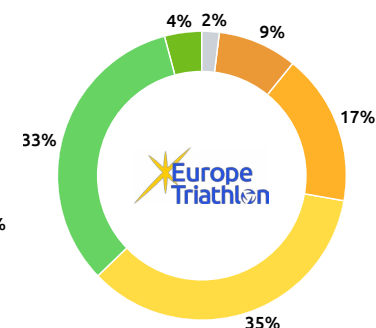
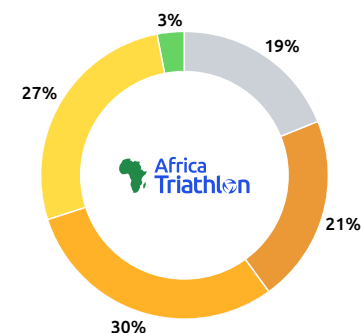
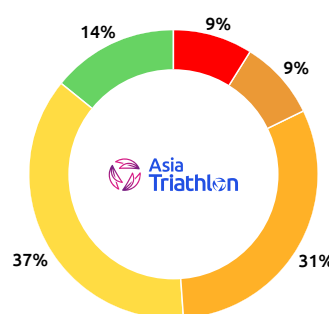
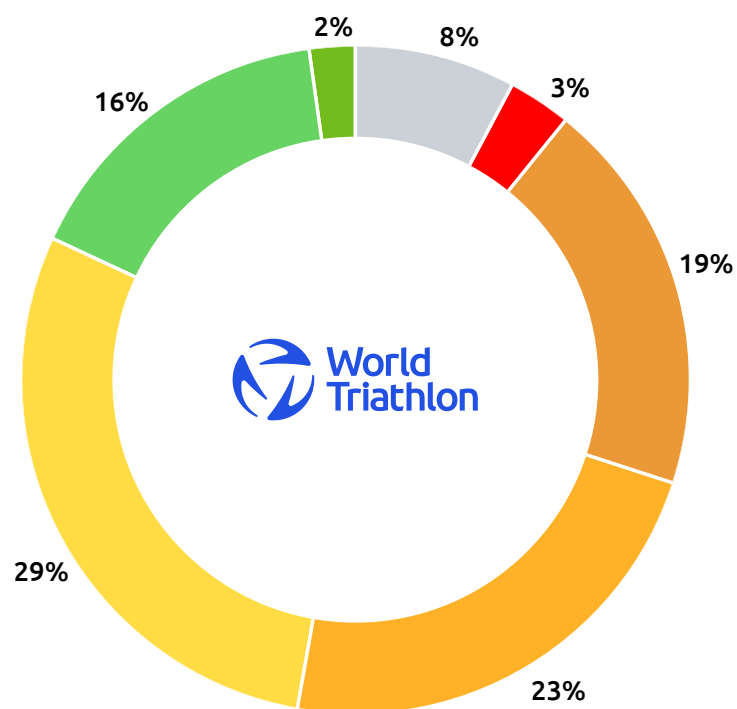
Development support

### Group 5 minimum criteria:

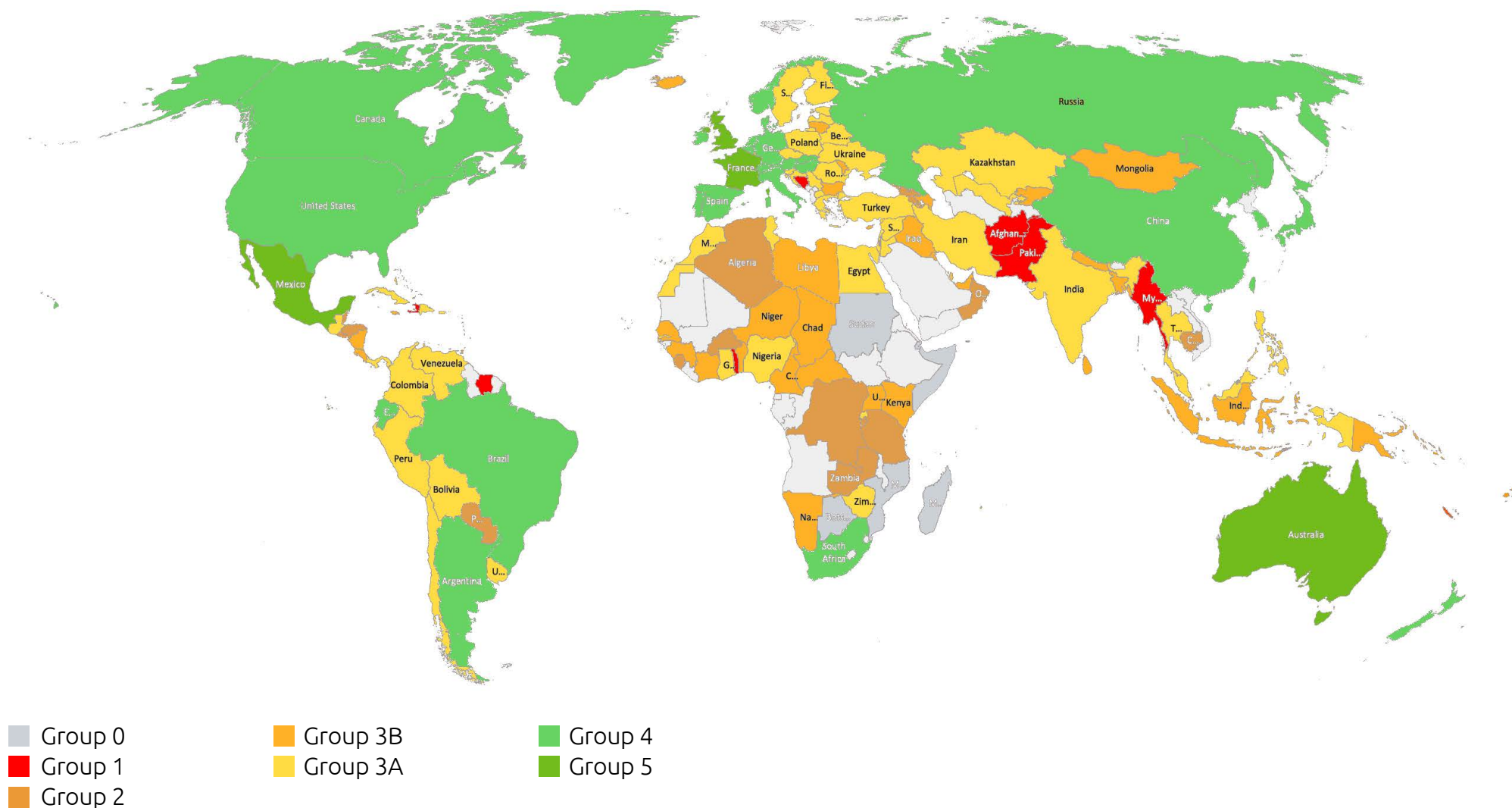
The below five KPIs are strict requirements to achieve Group 5. If any of these KPIs are missed, the NF cannot get Group 5 recognition regardless of their score.

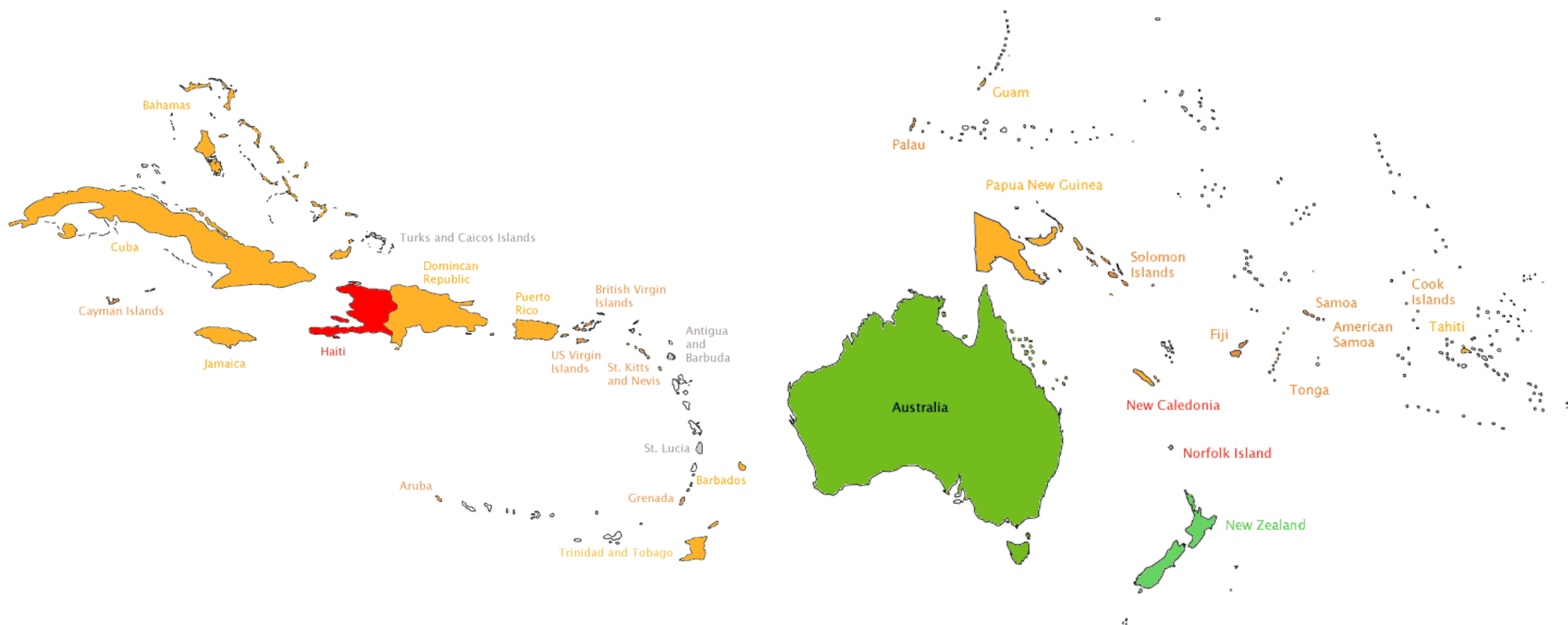
- Minimum **25% of female EB members**
- World Triathlon **Accredited Coaches Education Programme** (ACEP)
- World Triathlon **Accredited Technical Officials Education Programme** (ATOEP)
- Hosting **at least one continental or world class event**
- Having **an athlete qualified for the Paralympic Games**

# Global and continental group distribution of National Federations



# Geographical distribution of National Federation groups





- |         |          |         |
|---------|----------|---------|
| Group 0 | Group 3B | Group 4 |
| Group 1 | Group 3A | Group 5 |
| Group 2 |          |         |

# Next steps

- **Face To Face** Meetings to be continued,
- **2020 National Federation Survey is coming early 2021**,
- Introduce formalised education on **Good Governance & Administration** to all National Federations,
- **National Federation Development Pathway** to be finalized by the end of 2021,
- **Development Strategy Proposal** for the next World Triathlon Strategic Plan (2022-2025).

Reminder on already approved recommendations by the World Triathlon Executive Board

- Consider the results of the National Federation Survey in the **World Triathlon Development Grant allocation** to the Continental Confederations and National Federations starting from 2019.
- The results of the National Federation Survey must **apply to ALL Continental Confederations**.
- Non-responding and not-good-standing National Federations are **not eligible to apply for** or/and attend any **development projects** until completion/submission.
- Consider and **implement the outcomes** of the World Triathlon National Federation Survey in the next **World Triathlon Strategic Plan (2022-2025)**.
- The majority of **Article 8.1** of the World Triathlon Constitution has been implemented in the NF survey. Therefore, it is fulfilled by submitting the World Triathlon National Federation Survey.  
*“Art 8.1. n. submit annual financial and activity reports to World Triathlon within the first four (4) four months of each year, which shall include, but not limited to, the following information: (1) a list of its Officers; (2) annual statistics about active membership (clubs, athletes, coaches, officials, etc.); (3) major championships and events to be held during the coming year, including date and location; (4) a copy of the most recent financial statements; (5) mail address, email address, telephone, website, etc.”*
- National Federation Group to be added to the **National Federation profile** and published on [www.triathlon.org](http://www.triathlon.org)

# List of the National Federations by groups by continents



Country	NF Group	
JAPAN <sup>1</sup>	4 =	14%
CHINA	4 =	
CHINESE TAIPEI	4 =	
KOREA, REPUBLIC OF	4 ▲	
HONG KONG	4 =	
KAZAKHSTAN	3A =	37%
SINGAPORE	3A =	
IRAN, ISLAMIC REPUBLIC OF	3A =	
PHILIPPINES	3A =	
INDIA	3A =	
QATAR	3A =	
JORDAN	3A =	
UZBEKISTAN	3A =	
BAHRAIN	3A ▲	
THAILAND	3A =	
LEBANON	3A =	
SYRIAN ARAB REPUBLIC	3A =	
MALAYSIA	3A =	

Country	NF Group	
SRI LANKA	3B ▲	31%
BANGLADESH	3B ▲	
KYRGYZSTAN	3B =	
PALESTINIAN TERRITORY, OCC.	3B =	
NEPAL	3B =	
INDONESIA	3B =	
MACAU	3B =	
MONGOLIA	3B =	
UNITED ARAB EMIRATES	3B ▲	
KUWAIT	3B ▲	
IRAQ	3B ▲	

Country	NF Group	
CAMBODIA	2 =	9%
OMAN	2 ▲	
MALDIVES	2 =	9%
AFGHANISTAN	1 ▼	
MYANMAR <sup>2</sup>	1 =	
PAKISTAN <sup>3</sup>	1 ▼	

2 Suspended  
3 Suspended

<sup>1</sup> Would be Group 5 based on overall survey score with EB gender equity and ACEP.



Country	NF Group		
SOUTH AFRICA	4	=	3%
EGYPT	3A	=	
TUNISIA	3A	=	
ZIMBABWE	3A	=	
MOROCCO	3A	=	
RWANDA	3A	=	27%
SENEGAL	3A	=	
MAURITIUS	3A	=	
GHANA	3A	=	
NIGERIA	3A	=	
GAMBIA	3A	▲	

Country	NF Group		
KENYA	3B	=	
COTE D'IVOIRE	3B	=	
NAMIBIA	3B	▲	
UGANDA	3B	▲	
CENTRAL AFRICAN REPUBLIC	3B	▲	
CAMEROON	3B	=	30%
GUINEA	3B	=	
CHAD	3B	▲	
NIGER	3B	▲	
BENIN	3B	▲	
LIBYA	3B	=	

Country	NF Group		
ALGERIA	2	▲	
ZAMBIA	2	=	
BURUNDI	2	▼	
SEYCHELLES	2	=	21%
TANZANIA	2	▲	
SIERRA LEONE	2	▲	
CONGO, THE D.R. OF THE	2	▲	
BURKINA FASO	2	=	
MOZAMBIQUE	0	▼	
SUDAN	0	▼	
TOGO	0	▼	
BOTSWANA	0	▼	19%
DJIBOUTI	0	▼	
MADAGASCAR	0	▼	
SOMALIA	0	▼	

Country	NF Group		
MEXICO	5	=	3%
UNITED STATES <sup>1</sup>	4	=	
BRAZIL <sup>2</sup>	4	=	
CANADA	4	=	12%
ECUADOR	4	▲	
ARGENTINA	4	=	
CHILE	3A	=	
DOMINICAN REPUBLIC	3A	=	
VENEZUELA	3A	=	
COLOMBIA	3A	=	
COSTA RICA	3A	=	
CUBA	3A	=	28%
GUATEMALA	3A	=	
PERU	3A	=	
URUGUAY	3A	=	
PUERTO RICO	3A	=	
BOLIVIA	3A	=	

Country	NF Group		
NICARAGUA	3B	▲	
BARBADOS	3B	▲	
BERMUDA	3B	=	
BAHAMAS	3B	▲	17%
PANAMA	3B	=	
JAMAICA	3B	▲	
TRINIDAD AND TOBAGO	3B	=	
GRENADA	2	▼	
CAYMAN ISLANDS	2	=	
HONDURAS	2	=	
ARUBA	2	=	
VIRGIN ISLANDS, U.S.	2	=	25%
EL SALVADOR	2	=	
SAINT KITTS AND NEVIS	2	=	
BELIZE	2	=	
BRITISH VIRGIN ISLANDS	2	=	
PARAGUAY	2	=	

Country	NF Group		
HAITI	1	▼	5%
SURINAME	1	▼	
ANTIGUA AND BARBUDA	0	▼	
NETHERLANDS ANTILLES	0	▼	12%
SAINT LUCIA	0	▼	
TURKS AND CAICOS ISLANDS	0	▼	

<sup>1</sup> Would be Group 5 based on overall survey score with ATOEP.

<sup>2</sup> Would be Group 5 based on overall survey score with EB gender equity, ATOEP and ACEP.

Country	NF Group		
FRANCE	5	=	4%
GREAT BRITAIN	5	=	
SPAIN	4	▼	33%
AUSTRIA	4	=	
IRELAND	4	=	
ITALY	4	=	
GERMANY	4	=	
SWITZERLAND	4	=	
HUNGARY	4	=	
BELGIUM	4	=	
NETHERLANDS	4	=	
DENMARK	4	=	
PORTUGAL	4	=	
ISRAEL	4	=	
NORWAY	4	=	
RUSSIAN FEDERATION	4	=	
CZECH REPUBLIC	4	=	

Country	NF Group		
ROMANIA	3A	=	35%
UKRAINE	3A	▼	
TURKEY	3A	=	
SWEDEN	3A	=	
POLAND	3A	=	
FINLAND	3A	=	
SLOVAKIA	3A	=	
SLOVENIA	3A	=	
ESTONIA	3A	=	
SERBIA	3A	=	
LATVIA	3A	=	
GREECE	3A	=	
LUXEMBOURG	3A	=	
NORTH MACEDONIA	3A	=	
CROATIA	3A	=	
BELARUS	3A	=	

Country	NF Group		
LITHUANIA	3B	=	17%
AZERBAIJAN	3B	=	
BULGARIA	3B	=	
MALTA	3B	=	
CYPRUS	3B	▲	
MOLDOVA, REPUBLIC OF	3B	=	9%
GIBRALTAR <sup>1</sup>	3B	▲	
ICELAND	3B	▲	
LIECHTENSTEIN	2	=	
GEORGIA	2	=	
ARMENIA	2	=	2 %
ANDORRA <sup>2</sup>	2	▲	
BOSNIA AND HERZEGOVINA	0	▼	

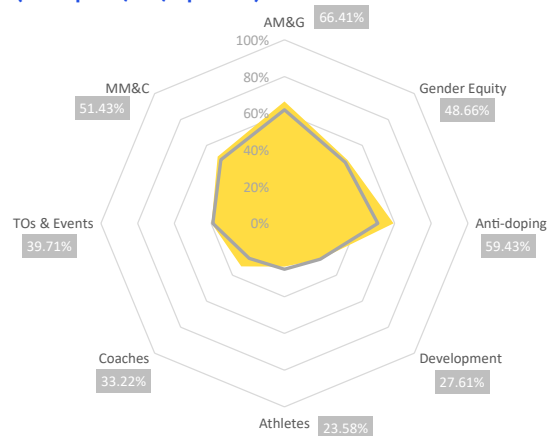
<sup>1</sup> Not affiliated to Europe Triathlon.

<sup>2</sup> Not affiliated to Europe Triathlon.

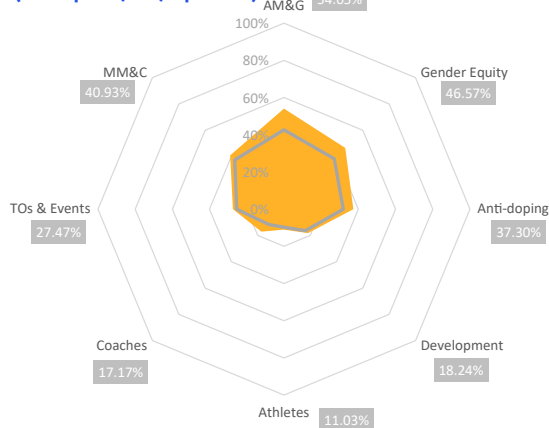
Country	NF Group			
AUSTRALIA	5	=	7%	
NEW ZEALAND	4	=	7%	
TAHITI	3B	=		
PAPUA NEW GUINEA	3B	=	22%	
GUAM	3B	▲		
COOK ISLANDS	2	=		
FIJI	2	=		
SAMOA	2	▼		
TONGA	2	=	50%	
PALAU	2	▲		
SOLOMON ISLANDS	2	=		
AMERICAN SAMOA	2	=		
NEW CALEDONIA	1	=	7%	
NORFOLK ISLAND	0	▼	7%	

# Continental and world profiles

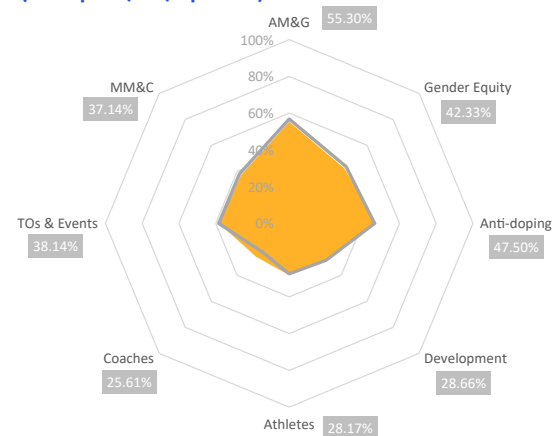
**Asia Triathlon Continental Profile**  
(Group 3A, 61,7 points)



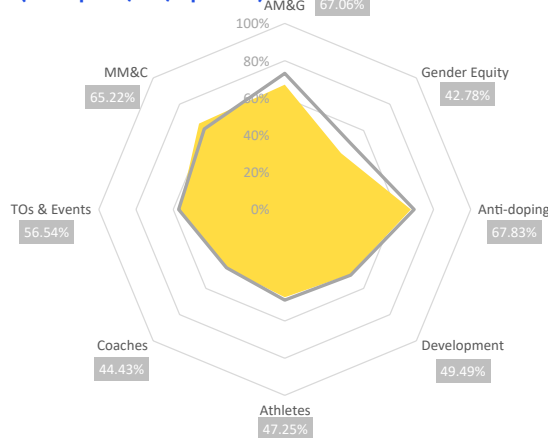
**Africa Triathlon Continental Profile**  
(Group 3B, 44,2 points)



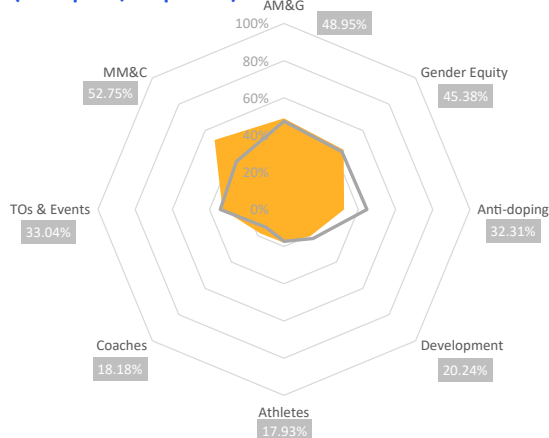
**Americas Triathlon Continental Profile**  
(Group 3B, 56,7 points)



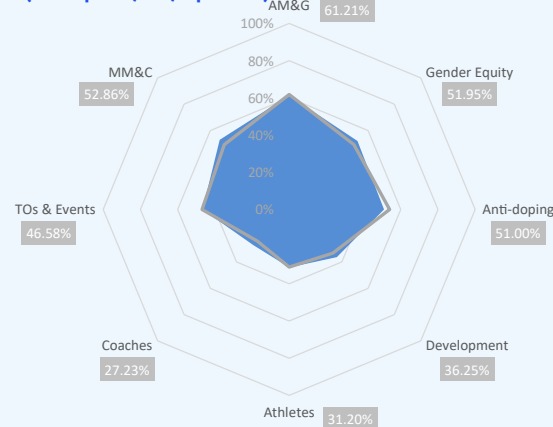
**Europe Triathlon Continental Profile**  
(Group 3A, 82,5 points)



**Oceania Triathlon Continental Profile**  
(Group 3B, 46 points)



**World Profile**  
(Group 3A, 61,1 points)





Be your extraordinary



Our National Federations'  
success is **our legacy!**

Contact

[federations@triathlon.org](mailto:federations@triathlon.org)

